


Section I: Snare/Bass Thirty Second Notes

♩ = 60-100


Compliments of drumstructor.com

1




Musical notation for exercise 1, featuring a snare drum staff with a series of eighth notes and rests, followed by a repeat sign.

2




Musical notation for exercise 2, featuring a snare drum staff with a series of eighth notes and rests, followed by a repeat sign.

3



Musical notation for exercise 3, featuring a snare drum staff with a series of eighth notes and rests, followed by a repeat sign.


4



Musical notation for exercise 4, featuring a snare drum staff with a series of eighth notes and rests, followed by a repeat sign.


R L R R L R L R L

5



Musical notation for exercise 5, featuring a snare drum staff with a series of eighth notes and rests, followed by a repeat sign.

6



Musical notation for exercise 6, featuring a snare drum staff with a series of eighth notes and rests, followed by a repeat sign.

Section IV: Funk Shuffles

Also practice this section with the Ride Cymbal and alternate between the cymbal and bell. 1) Play the bell on 1, 2, 3 and 4. 2) Create four-way independence by playing the Hi-Hat with your foot on each beat or the + of each beat.

♩ = 60-95

Compliments of drumstructor.com

1

2

3

4

5

6


Section VIII: Fusion Rhythms

Compliments of drumstructor.com

♩ = 80-140

R L R R L R R L


1



Musical notation for exercise 1, featuring a drum set icon on the left and a staff with rhythmic patterns. The first four measures contain eighth notes with 'x' marks above them, corresponding to the rhythm R L R R L R R L. The last three measures are marked with a double bar line and a repeat sign.

R R R L R R L R R R L R L R R L L R R L L R R L R L


2



Musical notation for exercise 2, featuring a drum set icon on the left and a staff with rhythmic patterns. The first four measures contain eighth notes with 'x' marks above them. The last three measures contain a complex pattern of eighth notes and sixteenth notes.

R R L R R L L R


3



Musical notation for exercise 3, featuring a drum set icon on the left and a staff with rhythmic patterns. The first four measures contain eighth notes with 'x' marks above them. The last three measures are marked with a double bar line and a repeat sign.

R R R R L R R L


4



Musical notation for exercise 4, featuring a drum set icon on the left and a staff with rhythmic patterns. The first four measures contain eighth notes with 'x' marks above them. The last three measures are marked with a double bar line and a repeat sign.

RLRRLRLRRL

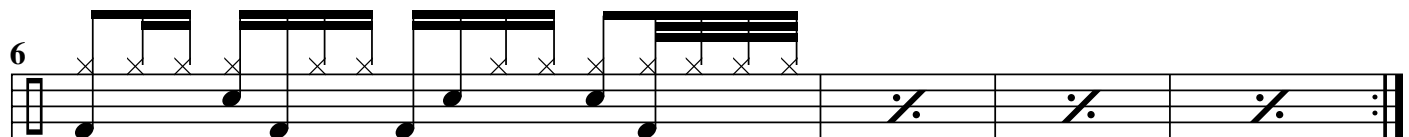
5



Musical notation for exercise 5, featuring a drum set icon on the left and a staff with rhythmic patterns. The first four measures contain eighth notes with 'x' marks above them, including a '+' sign above the first note and an 'o' above the fourth. The last three measures contain a complex pattern of eighth notes and sixteenth notes.

R R L L

6



Musical notation for exercise 6, featuring a drum set icon on the left and a staff with rhythmic patterns. The first four measures contain eighth notes with 'x' marks above them. The last three measures are marked with a double bar line and a repeat sign.